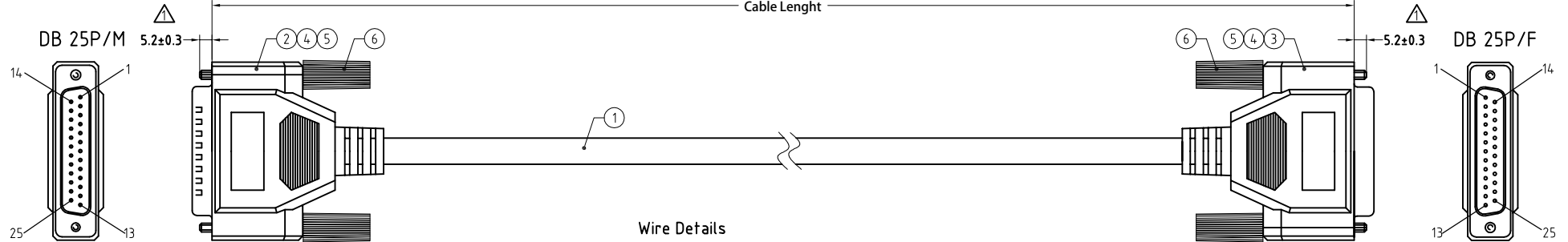


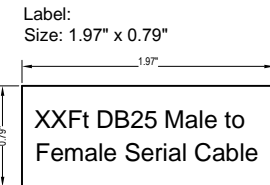
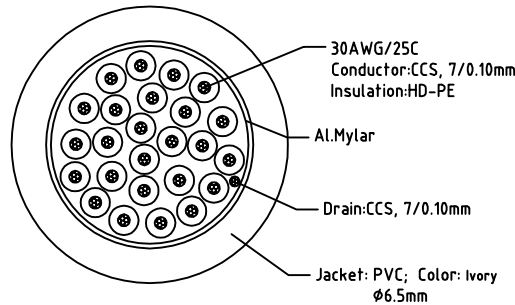
NOTE: ALL MATERIAL COMPLIANT ROHS STANDARD

REVISION INFORMATION

Rev.	Rev.Date	Modified By	Brief Description
1.0	2015-3-5	Pillar	Adding exposed screws Dimensions



Wire Details



Electrical character:

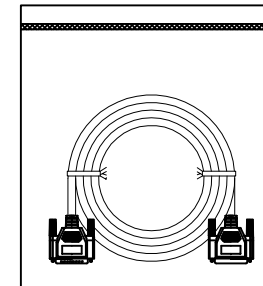
- 1) 100% Open/short/Intermittent testing
- 2) Withstanding voltage: DC 300V AT 10ms.
- 3) Insulation resistance: 10M Ohm(min)
- 4) Conductive resistance: 20 Ohm(max)

Length Tolerance

6ft	(1830 +- 25)
10ft	(3550 +- 30)
15ft	(4575 +- 50)
25ft	(7625 +- 70)

PIN ASSIGNMENT:

DB 25P/M	DB 25P/F	DB 25P/M	DB 25P/F
1	1	16	16
2	2	17	17
3	3	18	18
4	4	19	19
5	5	20	20
6	6	21	21
7	7	22	22
8	8	23	23
9	9	24	24
10	10	25	25
11	11	Shell	Shell
12	12		
13	13		
14	14		
15	15		



NO.	PART NAME	SPECIFICATION DESCRIPTION	QTY	UNIT
⑥	Thumbscrew	#4-40UNC, ø2.8xL44.5mm, Nickel Plated, Molding PVC(Ivory)	4	PCS
⑤	Overmold	PVC, 45Pa, Ivory	N/A	G
④	Innermold	PE, Low density	N/A	G
③	DB_Conn	DB 25P/F, PIN G/F, Blue Insulation, Steel-Shell(Nickel Plated), Solder type	1	PCS
②	DB_Conn	DB 25P/M, PIN G/F, Blue Insulation, Steel-Shell(Nickel Plated), Solder type	1	PCS
①	Cable	30#(7/0.10CCS)×25C+D+A+PVC, Ivory, OD6.5mm	N/A	MM

DRAWN BY	DATE: 2015/03/05	DESCRIPTION: DB 25P M TO F Cable
CHECKED BY	SHEET 1 of 1	ITEM NO. CM-180206BSTK
APPROVED BY	SCALE None	REV. 1.0 UNIT: mm